

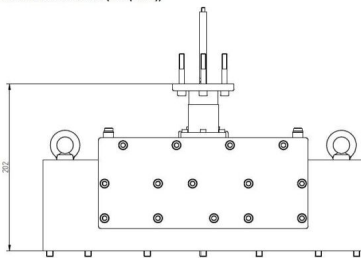
PLASMA ARRAY (LARGE AREA) - MA4000Y-153BC

Categories: Plasma components

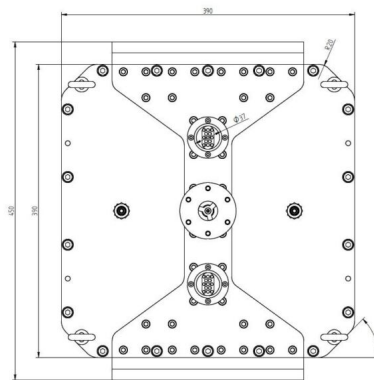


BILDERGALERIE

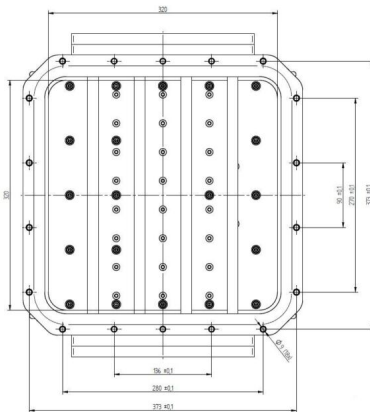
Outline Dimensions (mm(inch))



Outline Dimensions (mm(inch))



Outline Dimensions (mm(inch))



ADDITIONAL INFORMATION

Typ	Plasma array (large area)
Process	Etching & Deposition
Output Connection Type	Plasma area 320 mm x 320 mm

Dielectric material	Ceramics
Output Power [W]	2000
Frequency [MHz]	2450
Gas manifold	Double